

# Boosting VVAAS Expertise

Integrating e-Learning into your professional development



Copyright © SAS Institute Inc. All rights reserved.

1

## Introduction



**Dr. Gregory McKnight** has over 18 years of experience in public education and is a former middle school teacher, elementary principal, and professional development consultant with a state department of education. In his current role, Greg develops and delivers face-to-face and virtual training to meet the needs of educators. As a former school administrator, Greg approaches training primarily through this lens – how can administrators use student growth data to inform school improvement?



**Dr. Abbey Askew** has over 20 years of experience in education as a former high school and middle school teacher, Instructional Coach, Digital Learning Coach, State Professional Development Consultant and Assistant Superintendent. In her current role, Abbey develops effective, interactive and personalized online learning solutions designed to meet the learning objectives of educators. Abbey approaches training through the lens – how can data serve as a piece in the puzzle of how to best support and enhance teaching and learning for our students?



Copyright © SAS Institute Inc. All rights reserved.

2



# Boosting VVAAS Expertise

Integrating e-Learning into your professional development

# Welcome!

Copyright © SAS Institute Inc. All rights reserved.



3



## Course Objectives

- Understand the benefits of e-Learning:
  - Explain the advantages of integrating e-Learning into professional development, educational meetings, and planning sessions.
- Facilitate e-Learning in group settings
  - Apply best practices for using e-learning in group settings, including effective facilitation and collaboration techniques.

Copyright © SAS Institute Inc. All rights reserved.



4

## Course Objectives


- Understand the benefits and advantages:
  - Explore several benefits of using e-Learning not only in conjunction with EVAAS training but also in conjunction with other professional development.
- Overcome challenges:
  - Identify and address potential challenges in implementing e-learning within their school environment.



Copyright © SAS Institute Inc. All rights reserved.



5



6

## What is e-Learning? Taboo Edition

Take a moment to share your definition of e-Learning with a partner.

You may not use the following words in your definition:

Learning  
Learner  
Internet  
Computer



Copyright © SAS Institute Inc. All rights reserved.



7

## What is e-Learning?

E-learning, or electronic learning, refers to the delivery of education and training through digital resources. It typically involves the use of the internet, computers, and other electronic devices to access learning materials and participate in educational activities. E-learning can take various forms, including online courses, webinars, virtual classrooms, and interactive modules.

This method of learning offers flexibility, allowing learners to study at their own pace and from any location. It is widely used in both academic and professional development settings.

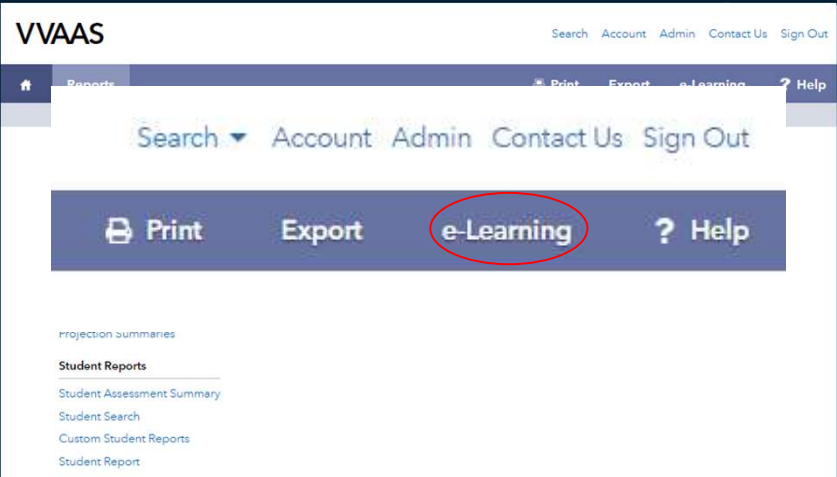


Copyright © SAS Institute Inc. All rights reserved.



8

# Where is the e-Learning?



**VVAAS** Search Account Admin Contact Us Sign Out

Reports Print Export e-Learning Help

Search Account Admin Contact Us Sign Out

Print Export **e-Learning** Help

projection summaries

**Student Reports**


- Student Assessment Summary
- Student Search
- Custom Student Reports
- Student Report

sas

Copyright © SAS Institute Inc. All rights reserved.

9

# About VVAAS e-Learnings



## Learning Modules

Using the Reports	Date Last Viewed
<b>Guided Tours</b>	
Scatterplots	Oct 22, 2024
<b>e-Learning</b>	
Division and School Diagnostic Report	Oct 22, 2024
Division and School Growth Report	Oct 22, 2024
Student Report	Oct 22, 2024

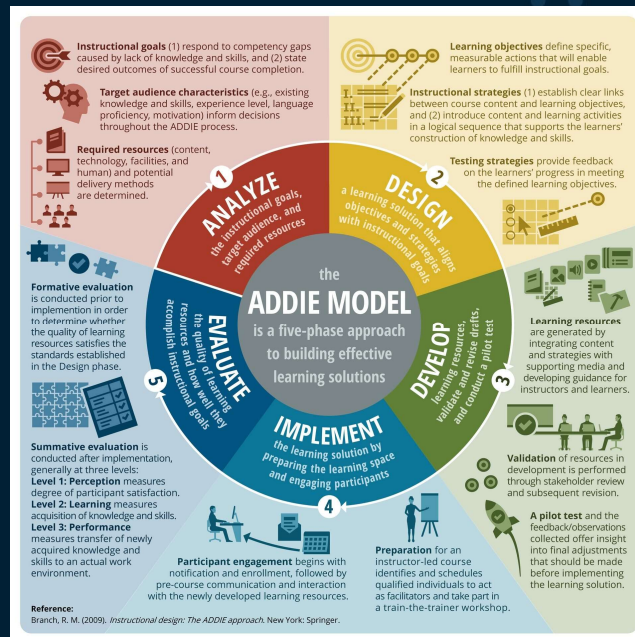
sas

Copyright © SAS Institute Inc. All rights reserved.

10

# The ADDIE Model

## About EVAAS e-Learnings



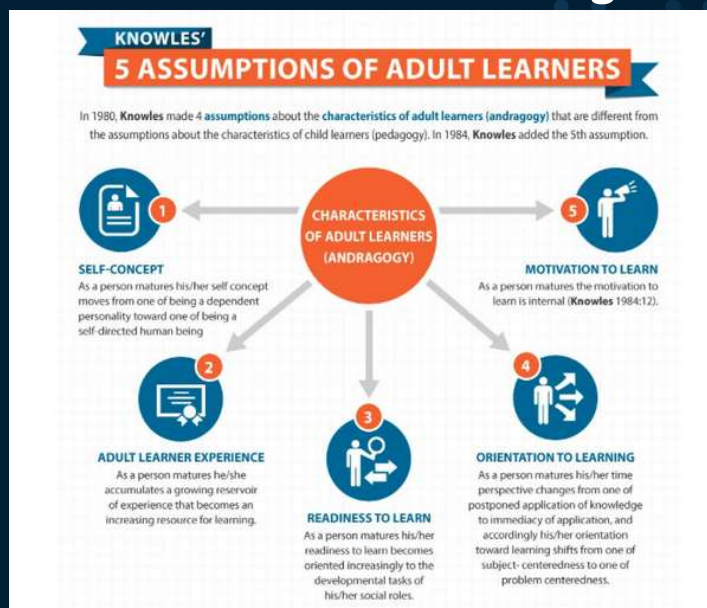
eLearning Infographics. (n.d.). *The ADDIE model infographic*. eLearning Infographics. Retrieved September 19, 2024, from <https://elearninginfographics.com/the-addie-model-infographic/>

Copyright © SAS Institute Inc. All rights reserved.



# Integration of Andragogical Components

## About VVAAS e-Learnings



Knowles Theories. (n.d.). *Assumptions of adult learners infographic*. Retrieved October 2, 2024, from <https://knowles theories.weebly.com/assumptions-of-adult-learners.html>

Copyright © SAS Institute Inc. All rights reserved.



# Engagement and Motivation

## About VVAAS e-Learnings

The diagram illustrates the components of learner engagement. At the center is a dark blue circle labeled "LEARNER ENGAGEMENT". Surrounding this center are three concentric rings, each with an arrow pointing clockwise. The outermost ring is labeled "EMOTIONAL" and includes the text "Attitudes, interests, values, and sense of belonging." The middle ring is labeled "COGNITIVE" and includes "Motivation, persistence, deep processing of information." The innermost ring is labeled "BEHAVIORAL" and includes "Interaction with others and participation in learning activities."

**EMOTIONAL**  
Attitudes, interests, values, and sense of belonging.

**COGNITIVE**  
Motivation, persistence, deep processing of information.

**BEHAVIORAL**  
Interaction with others and participation in learning activities.

**LEARNER ENGAGEMENT**

*Computer-based technology and student engagement: A critical review of the literature. Laura A. Schindler, Gary J. Burkholder, Osama A. Morad & Craig Marsh. Retrieved October 2, 2024.*

Copyright © SAS Institute Inc. All rights reserved.

13

# Accuracy of Content

## About VVAAS e-Learnings

The flowchart depicts a six-step content review process. The steps are represented by blue circles connected by arrows in a clockwise cycle: 1. Client Consultation (top), 2. Design and Approval (top-right), 3. Development and Client Approval (bottom-right), 4. Peer Review (bottom), 5. Internal Review (bottom-left), and 6. Final Client Review (top-left). The cycle then loops back from Final Client Review to Client Consultation.

Client Consultation

Design and Approval

Development and Client Approval

Peer Review

Internal Review

Final Client Review

Copyright © SAS Institute Inc. All rights reserved.


14

## About VVAAS e-Learnings


### Community and Collaboration

Edly, (n.d.). *How to benefit from social learning in eLearning infographic*. Retrieved October 28, 2024, from <https://edly.io/blog/how-to-benefit-from-social-learning-in-elearning/>


### Benefits of Social Learning



Improves Information Retention




Identification of Knowledge Gaps




Boost Learners' Engagement and Collaboration

Copyright © SAS Institute Inc. All rights reserved.




15



## Table Chat

Reflect on experiences you have had with e-Learning? With the help of your group or partner, generate a list of advantages to using e-Learning in your professional development plans.

Copyright © SAS Institute Inc. All rights reserved.



16



## e-Learning in Professional Development

Were any of the following advantages on your list?



17

## Flexibility

## e-Learning in Professional Development



18

## Flexibility

- Flexibility with pace and schedule
- Increase meeting productivity

## e-Learning in Professional Development



SAS

Copyright © SAS Institute Inc. All rights reserved.

19

## Flexibility Accessibility

## e-Learning in Professional Development



20


## e-Learning in Professional Development

### Accessibility

- Access to a wide range of resources and courses.



Copyright © SAS Institute Inc. All rights reserved.



21

## e-Learning in Professional Development

### Flexibility Accessibility Cost-Effective



22

## Cost-Effective

- Reduction in costs.

## e-Learning in Professional Development



Copyright © SAS Institute Inc. All rights reserved.



23

## Flexibility Accessibility Cost-Effective Customized

## e-Learning in Professional Development



24

**Customized**

## e-Learning in Professional Development



Copyright © SAS Institute Inc. All rights reserved.

25

**Flexibility**  
**Accessibility**  
**Cost-Effective**  
**Customized**  
**Interactive**

## e-Learning in Professional Development




26

## Interactive

- Facilitates better understanding and retention of information
- Incorporates simulation and practical application

## e-Learning in Professional Development



sas

Copyright © SAS Institute Inc. All rights reserved.

27

**Flexibility**  
**Accessibility**  
**Cost-Effective**  
**Customized**  
**Interactive**  
**Collaborative**

## e-Learning in Professional Development



28

## Collaborative

- Promotes problem-solving and a deeper understanding of the subject matter
- Enable learners to interact with peers, ask questions, and share best practices

## e-Learning in Professional Development



SAS

Copyright © SAS Institute Inc. All rights reserved.

29

**Flexibility**  
**Accessibility**  
**Cost-Effective**  
**Customized**  
**Interactive**  
**Collaborative**  
**Real-Time**  
**Feedback**

## e-Learning in Professional Development




30

## Real-Time Feedback

- **Timely:** Immediate feedback to identify knowledge gaps in understanding
- **Constructive:** Encourages learners to make necessary adjustments

## e-Learning in Professional Development



SAS

Copyright © SAS Institute Inc. All rights reserved.

31

**Flexibility**  
**Accessibility**  
**Cost-Effective**  
**Customized**  
**Interactive**  
**Collaborative**  
**Real-Time Feedback**  
**Continuous Learning**

## e-Learning in Professional Development




32




# e-Learning in Professional Development

**Continuous Learning**



The illustration shows a man sitting at a desk in a professional office environment. He is holding and reading a magazine. On the desk, there is a laptop and a monitor. The office includes a window with blinds, a clock on the wall, a bookshelf, and several potted plants. The overall style is a clean, modern illustration.

Copyright © SAS Institute Inc. All rights reserved.



33

# e-Learning in Professional Development

**So...  
What's the Scenario?**



Copyright © SAS Institute Inc. All rights reserved.

34

## Mentimeter Access

[www.menti.com](http://www.menti.com)  
Code: 4428 2301

OR

Scan QR code



## What's the Scenario? The MTSS Meeting

A group of new teachers will be attending an MTSS Meeting for the first time. The meeting will focus on identifying struggling students in English Language Arts to develop strategies for assistance. Which e-Learnings related to VVAAS reports should be completed by these teachers before attending the meeting? Think about which reports would be useful for an MTSS meeting?

Take a moment to think about your choices and submit your ideas using the survey link or QR code on the left.



Copyright © SAS Institute Inc. All rights reserved.

35

## Mentimeter Access

[www.menti.com](http://www.menti.com)  
Code: 4428 2301

OR

Scan QR code



## What's the Scenario? After-School Tutoring Candidates

Grade level teachers are starting an after-school tutoring program. They would like to identify students who are close to proficiency. Although familiar with the report needed, they are new to creating a custom Student Report. Which VVAAS e-Learning would help them learn how to create a custom report beforehand to allow meeting time to be used more productively?

Take a moment to think about your choices and submit your ideas using the survey link or QR code on the left.



Copyright © SAS Institute Inc. All rights reserved.

36

## Mentimeter Access

[www.menti.com](https://www.menti.com)  
Code: 4428 2301

OR

Scan QR code



## What's the Scenario? Calling all Principals


A group of principals have gathered to review district data and would like to share best practices for Math. They would like to see which schools have performed well and shown growth in Math across the district to collaborate on strategies for improvement.

Take a moment to think about your choices and submit your ideas using the survey link or QR code on the left.

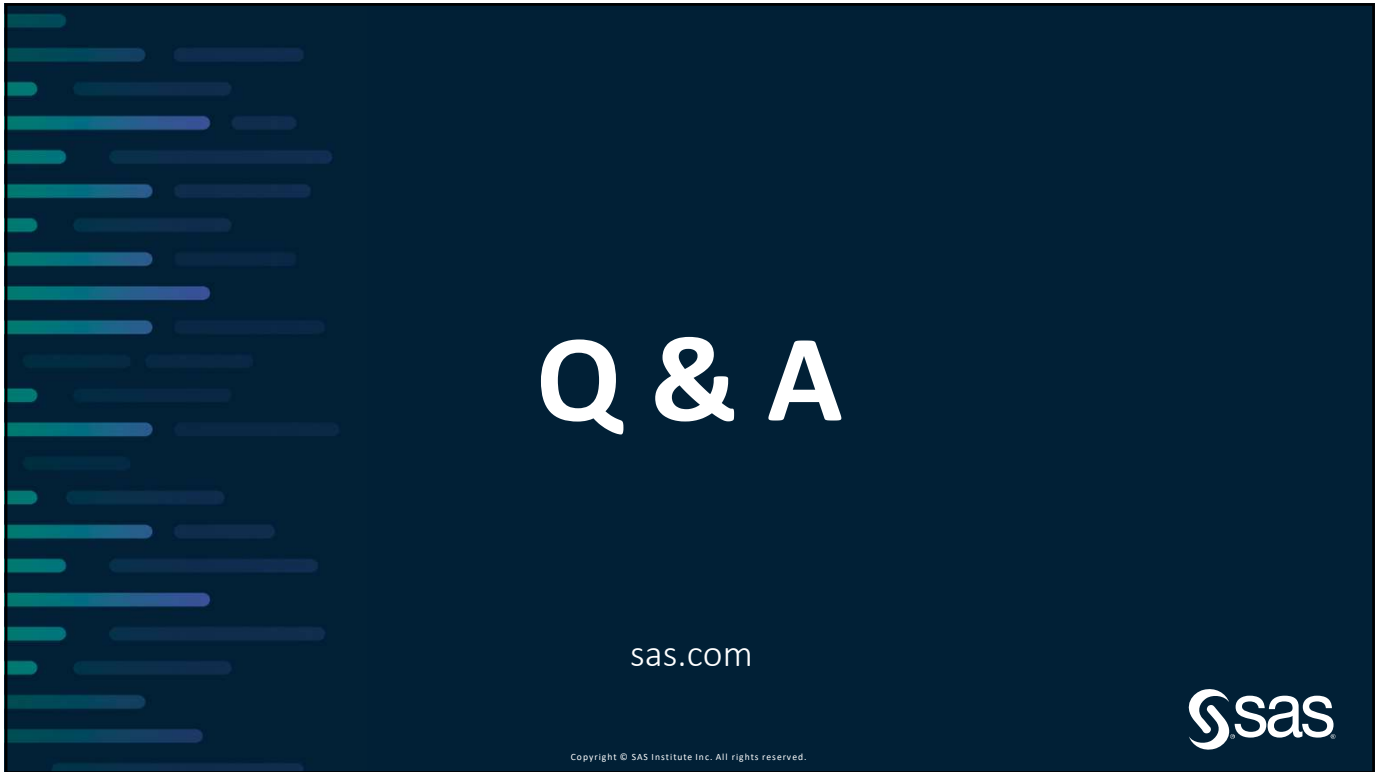


Copyright © SAS Institute Inc. All rights reserved.

37




38



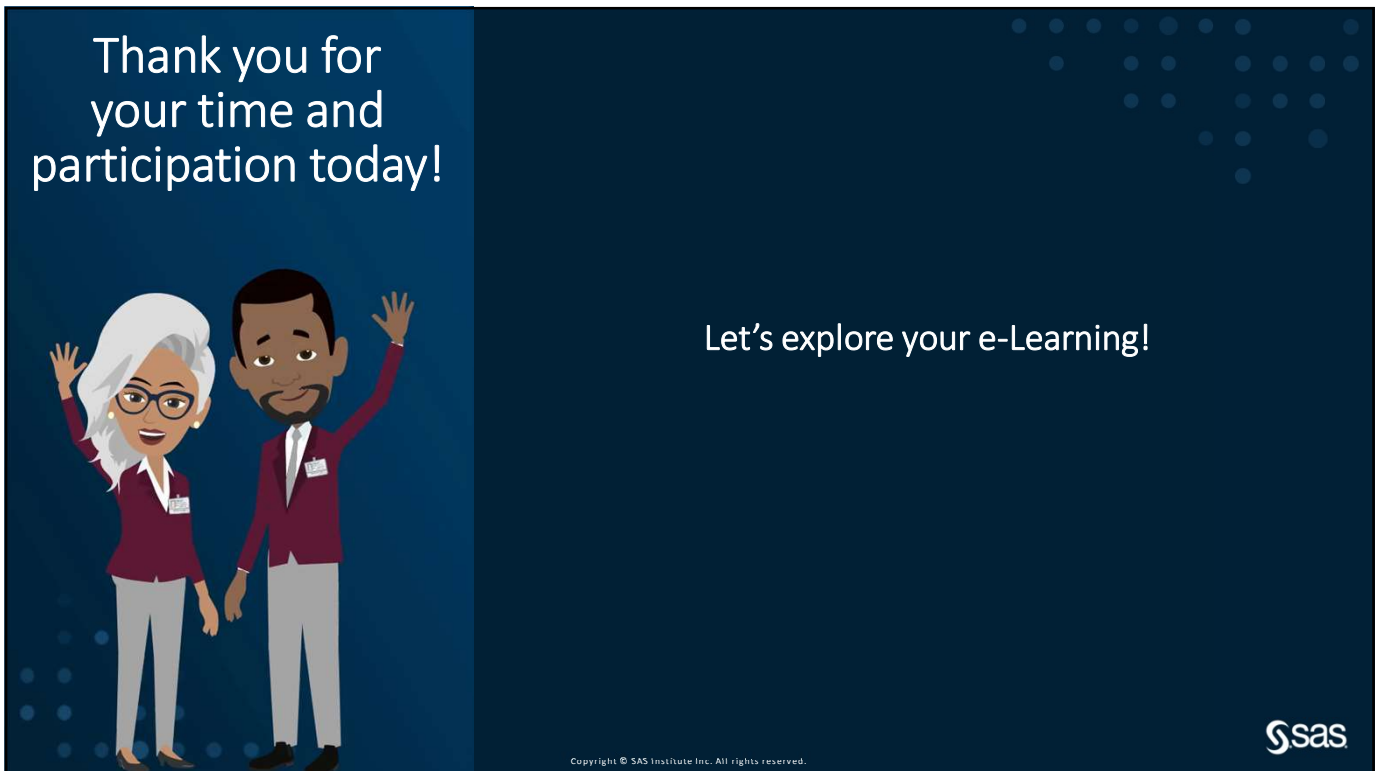
# Q & A

[sas.com](https://sas.com)




Copyright © SAS Institute Inc. All rights reserved.

39



Thank you for your time and participation today!

Let's explore your e-Learning!



Copyright © SAS Institute Inc. All rights reserved.

40

Your Feedback Matters



<https://bit.ly/Summit-Survey-24>

**You are the real superheroes.**

Thank you for your continued commitment to improving teaching and learning for all.



Copyright © SAS Institute Inc. All rights reserved.

